



September 2019

The Piccolo

I Promise...

In this issue...

The Guiding Year	2	Youth News	8
PC Challenge	3	Training News	9
From the Office	4	Travel/International News	10
Camping News	4	Safe Guide News	11
Property Committee News	5	Cookie News	11
PR News	5	Treasurers' Trove	12
Program News	6	First Aid News	13
DC Voice	7	Guider Getaway	14
Trip to Carnaval	7	Awards News	15
Alberta Girls' Parliament	8	Local Stories	16
Alberta Ranger-Link Event			



**Girl
Guides**

Québec Council

The Guiding Year

- September 13-15 **Camp Work Weekend**
- September 28 **Fall Fun Day**
- September 30-October 4 **Fall cookies arrive**
- October 4-6 **OAL Adventure**
- October 9 **Girl deadline for nationally sponsored trips**
- October 17 and November 16 **Training: Getting outside in the City**
- October 18-20 **Cookie Days in Canada**
- October 18-20 **Training and Sisterhood Weekend**
- October 31 **Guider deadline for provincially sponsored trips**
- November 1-3 **Trainer and Training Candidate weekend**
- November 12 **Membership contest deadline**
- November 30 or December 7 **Pathfinder Event**
- December 1 **Girl deadline for provincially sponsored trips**
- January 18 **Symposium (TBC)**
- February 7-9 **Pathfinder Carnaval in Québec City**
- March 18-22 **Alberta Girls' Parliament**
- May **All SySTEMs Go!**
- May 2 **Provincial AGM**
- May 8-10 **2nd Annual Alberta Ranger/Link Event**



There's a Crest for That!

Did you find your iMIS number in *The Piccolo*? Email qc-communications@guidescanada.ca to receive an "I read *The Piccolo*" crest! Adult members and Rangers can keep an eye on *The Piccolo* for new chances to win every month!



The Piccolo is published by Québec Council on the 2nd Thursday of every month (except the month of July) and contains valuable information for all members.

Deadline for submissions for the October issue: October 3.

Editor: Lizzie Knowles | qc-communications@guidescanada.ca

The PC Challenge: September

Every month, the PC team will have a new challenge for you to help grow Guiding, cover parts of the program, or simply have fun!

Which district will have the biggest growth in membership by November 12, 2019 (percentagewise, from the same date last year)?

How will you compete?

- Bring a friend nights?
- Distributing PR material with your cookie sales?
- Holding an open house?
- Contacting local schools?



Bragging rights and a prize to be won!

Don't forget to contact qc-pr-rp@guidescanada.ca before holding any PR events.

From the Office

qc-admin@guidescanada.ca



Important updates from Guiding Essentials

Uniform:

- Units should not require girls to wear or purchase optional pieces such as ties and sashes.
- Uniform inspections are not a part of Guiding.
- Members are always welcome to wear any current or past uniform pieces to their Guiding activities. Guiders and girls can wear any branded GGC product as appropriate for their Guiding event.

Copyright:

- GGC is the owner of many trademarks, including the Trefoil design which is part of GGC's logo, numerous emblems and badges, the titles "Girl Guides," "Guides Canada," "Girl Guides of Canada" and "Guides du Canada," as well as short phrases, such as "Everything she wants to be." Generally, a trademark owner has the exclusive right to use its trademark throughout Canada and to prevent others from using it. GGC routinely enforces against the infringement of its trademarks by third parties who have not received the consent of GGC in writing.
- Members must not use third-party trademarks, logos or images, without the express written consent of such third party. If permission is granted, it must be in writing, and the trademark must be used in its exact form and not distorted in any way.



Camping News

Jasmine Shaar, Camping Adviser | qc-camping@guidescanada.ca



URGENT - Fall Fun Day - Volunteers Needed!

We are urgently looking for Guiders who can help out around camp during Fall Fun Day.

- Helping to run activities
- Quartermaster at each site- making hot chocolate and coffee throughout the day and helping with running lunch (quantities, explaining the meal)
- Helping organize food at food services- quantities for meals, making extra mashed potatoes

We understand that September is a busy time and some of you are already going to be there with a unit. However, if you can spare some time we would greatly appreciate it. Your expertise and experience make our camp a fun and exciting time for everyone and Fall Fun Day happen. Please email qc-camping@guidescanada.ca.

If you are a pathfinder/Ranger or young woman and you want to volunteer for the day with programming. Please email qc-camping@guidescanada.ca.

Interested in shadowing the First Aid team to possibly take it on next year? Let us know too!

In other news, a parent handout has been added to the Safe Guide forms on [the website](#).

Property Stewardship Committee

Joanne Cardinal, Property Stewardship Committee Chair
qc-property@guidescanada.ca



Join us for a camp work weekend!

September 13-15

We're inviting you and anyone in your circle who would like to come help.

We'll be painting, taking tents down, doing closing maintenance, etc.

Any Pathfinders/Rangers units interested in helping, can camp for free (but must bring their own food and do their own Safe Guide paperwork).

Questions? Contact qc-property@guidescanada.ca.

Please use [this form](#) to register.

It's everyone's camp. Let's work together to keep it going!


Winter Camp Reservations

We have been working hard on getting Stavert ready for the winter rental season and preparing the necessary documents. Reservations for winter will open Monday, September 16 for Guiding members and Monday, September 23 for non-Guiding members. Please keep an eye out for a special eblast coming soon!

Your property committee



PR News



Andrea Munster, PR Adviser | qc-pr-rp@guidescanda.ca

Tips for Running a Successful Bring-a-Friend Night

1. Involve your girls in choosing a theme: bingo night, campfire, escape room, camping skills, art night, etc.
2. Make sure you have important tools to share like Free Meeting Passes and instructions for registering online that friends can leave with.
3. Make invitations with your unit. Sparks might colour in the invitations while Pathfinders might write a personalized note.



Have you ever thought about having an adult bring-a-friend night? It could be a great way to get some new Guiders!

Program News



Sharon King, Program Adviser; Nikki Murray, Deputy Program Adviser
qc-programme@guidescanada.ca

Fall brings new faces to your units. How do you welcome new girls? How do you get to “I Promise...” Sometimes, it begins with a few icebreakers to get things going...

Sparks and Brownies

Young girls sometimes like to let their actions speak before they are ready to share their thoughts with a group. Try these active games to start building bridges in your units.

SIT DOWN F...

Time: 10 mins

Materials: None

Have the girls stand in a circle. Ask a range of silly questions and girls sit down if they answered yes to the question. The questions can be as strange or random as you like, for example: “Did you eat cheese today?” The last girl standing is the leader of the next round.

ME, TOO!

Time: 10 mins

Materials: A ball of string/yarn

The object of this icebreaker is to create a web with a spool of string (or yarn). Have one girl start by holding the string and say something about herself. Sharing one of her favourite things is a great way to start. If that idea applies to another person, she will say “Me too!” The first girl will pass the string to that girl. If more than one girl says “Me too!” the string is passed in the order it is said. Then the girl now holding the string will share an idea about herself and continue the process until there is a web of connections. Play until everyone is connected to the group.



Guides, Pathfinders and Rangers

POPSICLES

Time: 10 mins

Materials: Popsicle sticks and markers

Set up: Write down questions on the popsicle sticks (ex. Favourite ice cream, how many years they've been in guiding, what grade their going in to, favourite sport, do they play a musical instrument etc.)

Each girl gets given a popsicle stick with a question on it and must find a partner to ask a question to. Once she has asked the question and the partners has answered and asked their question they switch sticks.

Keep the game going until everyone has had to chance to talk to everyone.

SKITTLE FACTS

Time: 10-15 Minutes

Materials: Skittles (or any other coloured candy)

Set Up: make a board with the colour categories

Have the girls each choose some skittles from a container, They can choose as many (within reason) or as few as they want. Once they have all chosen the leader can pull out a paper with the colour categories. For each colour skittle the girl has of that category she must give one fact or answer one question about herself.

Categories:

Yellow: What do you do in your free time

Red: What did you do this summer

Purple: Fun fact about yourself

Orange: Favourite candy

Green: What makes you happy

Categories can be modified to fit your group.

1571728 1166141 55218 1662881 218977

BIG WIND BLOWS

Time: 10-15 minutes

Materials: Chairs (optional)

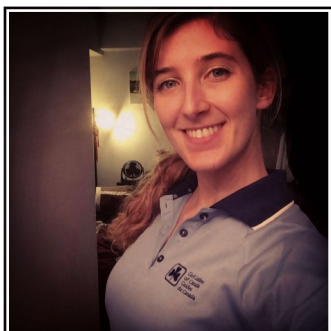
Set up: Have all the girls get a chair to sit on and make a circle. If chairs aren't available no problem, have then just sit in the circle.

There is one person who starts by standing in the middle of the circle while everyone else sits around. The person in the middle will say The big wind blows if... and then say something about themselves. If that statement relates to anyone else, they get up and have find a new seat. the last person standing without a chair is now in the middle.

Examples of questions: The big wind blows if you have a sister, The big wind blows if you wear glasses, The big wind blows if you like pizza.

DC Voice

Jennifer Donaldson, DC Voice | qc-dcvoice@guidescanada.ca



Jennifer Donaldson is the DC voice who represents DCs on provincial council. Be sure to send your inquiries and your district highlights throughout the year to her!

For DCs entering their 3rd year, please consider who will be your replacement and when you will begin your turnover for May.

Trip to Carnaval



Helena Green and Jennifer Desjardins, Event Leads

SAVE THE DATE!

Québec City winter carnival for Pathfinders & Rangers

February 7-9

Places are limited. Keep an eye out in the upcoming Piccolos for more information



1007373 1210210 1170748 237934 115975 1000727

Alberta Girls' Parliament



Meagan Wyllie, Girl Engagement Coordinator
qc-girl-engagement-filles@guidescanada.ca

An Opportunity for a Québec Girl!

Québec will be sponsoring a trip for one lucky Pathfinder/Ranger or Trex to attend Alberta Girls' Parliament March 18-22, 2020

*For Rangers, Trex and Pathfinders
must be 15-18 years old at the time of the event

Since 1972, Alberta Girls' Parliament (AGP) has been attracting Rangers and older Pathfinders annually for the opportunities it offers.

What opportunities? Don your leadership mantle, put your debating skills to the test, be inspired by speakers who share their unique experiences, expand your parliamentary knowledge, participate in the electoral process, prowl the halls of the legislature, traipse through West Edmonton Mall, make new friends, learn new skills

- Every participant receives a unique AGP pin, crest and certificate.
- This event qualifies as a GOLD Project for youth over the age of 16, registered in the Duke of Edinburgh International Award
- Every year, two participants are nominated by their peers to receive the Commonwealth Bursary Award, valued at \$400
- This jam-packed 5day/4night residential event runs from Wednesday evening at 7 PM to Sunday afternoon at 1:30 PM during a week in March. There is no other event like this in all of Canada!

Cost: Includes airfare, accommodation, meals and planned activities - Sponsored by Province Council
Transportation: Included

[Apply here](#) by October 14!

Alberta Ranger-Link Event

Olivia Durand, Link Lead | qc-link@guidescanada.ca



Attend an Alberta Council Event!

Québec will be sponsoring a trip for one lucky Ranger or Link member to attend the 2nd Annual Alberta Ranger/Link Event

When: Friday evening, May 8 to Sunday, May 10, 2020

Where: Tangletrees Girl Guide Camp, Mulhurst Bay, AB

Who: Rangers and Link

Why: Join in for a weekend of fun & friendship. Make your weekend what you want it to be with your choice of sessions. Previous program choices include – archery, outdoor cooking, hiking 101, packing 101, beyond the Unit Guider, a service project and many more.

Cost: Includes airfare, accommodation, meals and planned activities - sponsored by Province

[Apply here](#) by November 1!

1288848
1669067
955483
1104752
289855

Youth News

Alexandra Meredith, Youth Voice | qc-youth@guidescanada.ca



Reminder to Guiders

With our new Guiding season, this is a reminder from Quebec Council to include youth members, Ranger age, at your district council meetings!! Hear from a youth voice, get them involved, and create an incentive for them to become a Guider.

Not sure how? Contact qc-youth@guidescanada.ca

Next Generation Forum

We'd like to welcome Elizabeth as the newest member of the Next Generation Forum and thank all the girls for their participation in the Provincial Summit!



Training News

Heather Martin, Training Adviser | qc-training-formation@guidescanada.ca



Already Scheduled

Tips, Techniques and Ideas to cope with challenging behaviour in the unit.

Postponed to November—more info to come

Getting Outside in the City - come learn how to by doing it yourself

Thursday, Oct 17 (6-9pm @ Dawson College) & Saturday, Nov 16.

Want to take your girls on an urban adventure or out of your own neighbourhood and are unsure where to start or how to make it happen? This hands-on one-day training will take Guiders on an expedition into the city. Guiders will learn tips and tricks to help let the girls lead, go with the flow and integrate girl-driven programming into an adventure. Training will include one evening and one day activity. Rangers are welcome. Register [here](#).

Training and Sisterhood Weekend - Focussing on unit activities from the Our Story Program Area

October 18-20 – Eastern Townships

Spend a weekend with sisters in Guiding, training, learning from each other and having fun!

OAL Adventure

October 6-8 at Camp Wa-Thik-Ane

Learn the skills to take your girls on a real adventure out in the wilderness! Register [here](#).



Coming soon...

- OAL Residential and Tenting - another chance to improve your skills!
- DC and Administrator Training Weekend - Sharing the challenges and joys of adult teams
- Understanding the Adult Learner and Trainer Skills Modules—Interested in learning more (to become a trainer or for personal development)? Let us know!

We want to hear from you!

Book your New Guider Learning Path for your district.

Multiple formats available. Contact us!

[Learn more or do it online here.](#)

International/Travel News

Valerie Zaloum, International Adviser | qc-international@guidescanada.ca



Does that great Pathfinder or Ranger KNOW that she is READY?

Some of them have heard about travel in GGC since they were little girls. Maybe it's their time to actually go for it! All that some of them need is a little encouragement.

We know it's easier to believe in ourselves when others believe in us. If you believe in girls in your unit, that they are ready to experience GGC travel, then it's the right time to tell them so!



Nationally Sponsored Travel for 2020 - Girl application deadline October 9!

See more about those [opportunities](#) here.

The Super De-"S"-tinations of Quebec Council sponsored travel:
SOAR & Scotland



SOAR 2020 - British Columbia

- [Glider Info Sheet](#)
- [Glider Application Form](#)
- [Glider Reference Form](#)
- [Girl Application Form](#)
- [Girl Reference Form](#)

Want to learn more about these awesome opportunities?

[See the FAQs](#)



Camp Brave - Scotland

- [Glider Info Sheet](#)
- [Glider Application Form](#)
- [Glider Reference Form](#)
- [Girl Application Form](#)
- [Girl Reference Form](#)



Pam Godfrey, Safe Guide Adviser | qc-safeguide@guidescanada.ca

I Promise...

- To prepare a SG.4 for my unit meeting place. This should include plans for outings and all other Green level activities not requiring Safe Guide paperwork. Include plans for car-pooling, if this is what you normally do
To send in my Safe Guide paperwork at least 2 weeks in advance of an activity
To know that if I do not receive an immediate automated response, I did not send the documents to the correct address: qc-sg-gs@guidescanada.ca
To follow up if I do not get a response within a week from an assessor
To ensure my first aid qualifications are updated in iMIS
To complete Safe Guide on-line within 6 months of becoming a Guider
As DC to follow up with new Guiders regarding their completion of Safe Guide



Safe Guide Updates

As usual, Safe Guide was updated this summer. You should have received an email from National on August 26, which included links to the updated version as well as a document called "Explanation of Changes." Please take a look at this document.

Some of the main changes, affecting most Guiders are:

- Pathfinders and Rangers may be given permission to do a series of Yellow level activities within a two-month period. This will facilitate more spontaneity in activities. Our suggestion is that your SG.4 is detailed enough to cover all eventualities for most activities.
The addition of cannabis to alcohol and tobacco
Girls over 16 can be 1st aid assistants
There are more guidelines for carpooling, including insurance
For those of you who travel in Canada, over 72 hours, there is a new form
There is a new swim test and swim supervision options to facilitate swimming in pools and during international travel.
There is a statement in the FAQ's re the use of Air BnB, and other sites. The use of them is strongly discouraged.

The following forms have been changed, so please ensure you are using the correct version

Table with 2 columns: Form Name and ID Number. Rows include SG.1 Activity Plan, SG.4 Emergency Response Plan, SG.8 Travel Preauthorization, SG.9 New form for travel in Canada over 72 hours, WA.1 Now includes Advanced Swim test, WA.2 Reformatted, and WA.3 Discontinued.

Safe Guide Paperwork Retention

This is a reminder that your Safe Guide paperwork for all unit activities should be placed in an envelope, with the year 2018-2019 on it. The paperwork for each event (SG.1, SG.2, SG.3, SG.4 and any other documents) should be clipped together. They must be kept for the number of years indicated at the bottom of each form. Check with your District Commissioner for your District's storage plan. You may choose to use [this form](#) as a cover sheet

All H.1 Health forms must be shredded at the end of the Guiding year.

2019-2020 Plans

You may be discussing some bigger plans with your girls, such as a trip, or longer camp. If you plan to fundraise, you must have your trip pre-approved. Safe Guide has planners for trips over 72 hours to help you get started and we have a number of experienced Guiders in Québec who can help you.

Cookie News

Jennifer Desjardins, Cookie Adviser | qc-cookies-biscuits@guidescanada.ca



Mint Cookie Delivery

- September 30 - October 4
- Revised delivery information and documents can be found on [Member Zone](#) in cookie section

Storing Mint Cookies

- Temperature should be between 10 -22 degrees
- Keep them in a dry area and away from moisture. Cement floors may cause moisture
- Do not store outdoors, in vehicles or on patio decks
- Cookies should not be stored with house chemicals, paint or any solvent that can produce odour as it can be absorbed by the cookies

Cookies Days in Canada

- Friday October 18 - Sunday October 20
- Participate at either at a local store or door to door
- Crests are available for Cookie Days Canada however you **MUST** be located on Cookie Finder Map
- Site will open 12:00 pm on Saturday, September 14 and close on Sunday, October 6

Cookie Resources (brochure, events tool kits and more) are available on [Member Zone](#).

Cookie cash

Something to consider: you can reward girls with \$5 or \$10 cookies cash for each case they sell over 2. This cookie cash can be put towards any camp or activity fees they may have to pay. If girls who have cookie cash are moving up to the next unit, cookie cash should follow them (remember to motion and vote on this).



Treasurers' Trove



Angie Kruller, District Treasurer Support Liaison
 qc-district-finances-secteur@guidescanada.ca

Mid-Year Reviews

With the cookie campaign coming, it's important to track them properly. Cookie tracking forms are available in the [Cookie Resource section of the Guides Québec website](#).



There are several elements to keep in mind:

- Cookies you buy from your supporting council
- Cookies you sell
- Cookies given away or used in the unit

The cookies you buy from your support council are straightforward. This is the amount of cookies you have ordered from Province (if you are a district), and an invoice will be sent to the Treasurer and DCs. The total amount of this invoice should be recorded in the Fall or Spring Cookies columns in the expense section of the spreadsheet if no cookies have been used or given away.

Similarly, proceeds from the cookies you sell are recorded in the Fall or Spring Cookies columns in the revenue section of the spreadsheet.

Cookies given away or used in the unit/district are more complicated because you have bought these cookies, but have no proceeds for them. In order to balance overall, a cost must be associated with them and recorded in the spreadsheet:

- When 1 box of cookies is eaten at camp, these should be recorded in the camp column in the expense section.
- Since the cases are currently bought for \$48.45, each box used or given away costs \$4.04 (\$48.45/12 boxes)


If a box is given as a “thank you” for a guest, or a gift it should be in the appropriate column.

When paying the supporting council for the cases you bought (see earlier paragraph) you would split out the total between cookies sold and cookies used:

If you have ordered Special Order Cookies, the cost is \$39.00. These are only available if fundraising and other forms have been approved. Should the trip be cancelled, the cookies revert to regular cookies at the prices listed above.

Date	Description	#	Note	Bank Deposits	Bank Cheques	Running Balance	Outstanding	In Book	X	Total Expenses	Total Revenues	Spring Cookies	Fall Cookies	Camp Before Taxes
Dec 31, 2015	Balance Forward													
Oct 1, 2016	QC Council for cookies	1	OK		484.50	-484.50	-484.50			484.50			476.43	8.06
	10 Cases: 9 cases + 10 boxes sold, 2 boxes eaten at camp		OK			-484.50								

216439 289459 240472 1571728



Au Secours Denise OBriain offers courses tailored to the needs of GGC as per Safe Guide 2018

**** Note that GGC does accept first aid certification from other providers too! ****

Standard First Aid & CPR/AED Level C Course - BLENDED LEARNING format

- Complete the first half of the course online at home, at your own pace, prior to the course date
- Then participate in the ONE DAY hands-on teaching/skills-practice in-class session
- Equivalent to the previous 16-hour in-class teaching and practice format
- Access to the new Canadian Red Cross online portal and useful online resources
- NEW Canadian Red Cross First Aid & CPR Manual – 2017 edition
- Digital Certification upon completion valid for 3 years

Standard First Aid & CPR/AED C – Sun. Sept. 15, 2019, 8:30am–5:30pm Pointe-Claire \$110 (no tax) FULL

Standard First Aid & CPR/AED C – Sat. Oct. 19, 2019, 8:30am–5:30pm St. Lazare \$110 (no tax)

Standard First Aid & CPR/AED C – Sat. Nov. 16, 2019, 8:30am–5:30pm Pointe-Claire \$110 (no tax)

Upon completion, GGC – Québec Council will reimburse 2/3 of the cost for active Guiders

If you or your District would like to hold a course at your own time and location, please let us know.

For more information or to register, please email Tricia Lax at ausecours.firstaid@gmail.com.

Guider Getaway Event

Sara Ogilvie, Event Lead | qc-guidergetaway@guidescanada.ca



The weekend of August 23-25 was the Guider Getaway and what a beautiful weekend it was – in all respects. Blue skies, a perfect balance between crisp morning or night air and soul-warming sunshine that allowed us to enjoy waterfront during the day. The Getaway has become the event that those who conceptualized it hoped it would be. It's an opportunity to connect, enrich and feel rejuvenated for another Guiding year. It's a relaxing weekend amongst Guiding sisters where you are free to do as you please with your time at Wa-Thik-Ane.



The weekend is what it is because of the women who are there to enjoy it and the feedback can say more about the event than I could:



“Being able to enjoy camp without a strict schedule,” “Getting to meet fellow Guiders and reconnecting,” “Spending time with my amazing friends, laughing and relaxing,” “Being able to share and make new friends” “Being able to choose activities or not, depending what we are interested in. Quiet and free time options of our choice,” “Having the chance to connect with other Guiders without always looking over a shoulder at the girls,” “Camaraderie amongst Guiders,”



As delightful as it all sounds – it's true. You have to be there to experience the magic of the Guider Getaway. See you next year!

Awards News

Annette Levasseur, Awards Liaison | qc-awards-prix@guidescanada.ca



You can send a Tip of the Hat to a Guider. Submit her name, her district and why she is special to the Awards Team (qc-awards-prix@guidescanada.ca). The Guider will receive a crest at home and it will be published in The Piccolo.

Guiders, remember to send in the girl awards you presented (Canada Cord, Chief Commissioner's, Lady BP) so that girls can be invited to the Girl Recognition Event this fall.

DCs, remember to do the same for any awards you have presented during this Guiding year so they can be registered in iMIS.

Please include iMIS numbers. Thank you!

Snippets from the Past

The first years of **Guiding in Quebec** are not well documented. What we do know is:

- Around 1910, small isolated groups of Guides began to appear, the first being in Sherbrooke in 1911.
- Miss Marjorie Anderson also created a group at her home in Montreal. Sometime later, when Guiding started to be "organized," it was discovered that Miss Anderson was officially too young to be a leader, and so we found a new leader and a new location: the fire station in Westmount.
- In 1916, the 1st Montreal Guide Company was registered with Mrs. Blanche Wotherspoon as captain. Over the next few years many more groups were formed.



Stay tuned for more...

Honouring our First Provincial Commissioner

**Mildred Scarth Stevenson-Duggan,
Quebec Provincial Commissioner (1925-1934)**

- Born: Toronto, 1867, daughter of P.S. Stevenson and A. S. Harris.
- Educated: Montreal; Oxford, England.
- President, Women's Canadian Club of Montreal, 1914
- Vice-President, Association of Canadian Clubs, 1919
- President, Ladies' Montreal Curling Club, 1901
- **Canadian Girl Guides Association, Provincial Commissioner 1925-1934**
- Canadian Red Cross Society
- First Directress, Montreal Maternity.
- Clubs: Ladies Carlton Club, London, Eng.; Themis Club, Montreal; Ladies Montreal Curling Club; Ladies Montreal Tennis and Badminton Club; Associate, Royal Montreal Golf Club; St. Bruno Golf; Hon. Vice-President, Women's Liberal-Conservative, of Montreal. Church of England.

Local Stories



Many Québec members attended the Pride Parade.

Riverdale Pathfinders helped Sparks make friendship bracelets on their first meeting

Senior volunteers had an exciting weekend of puzzle-solving and learning at Summit.

The 85th Montreal Guides started the year with some minute-to-win-it games.



Let us know what your unit/district is up to and earn a cool crest!

Have an event you'd like to invite others to? Email qc-communications@guidescanada.ca and we'll help you get the information out!

